

Broadband Access Points and Programmable Logic Controllers Replacement – Phase 4 CO-00602

Orlando D. Cruz, P.E., CFM

Project Engineer, Plants and Major Projects

Roxanne Lockhart


Contract Administrator

Marisol V. Robles

SMWB Program Manager

Andrew Paulson, P.E.

Design Consultant, Signature Automation



Non-Mandatory Pre-Bid Meeting

June 6, 2023 – 1:00 PM

MAKING SAN ANTONIO
WATERFUL

WebEx Reminders

Attendees shall:

- Stay muted during the entire presentation
- Sign-In using the chat
 - Name, Company, Email Address
- Ask questions at any time during the presentation utilizing the Chat.
 - Questions will be addressed at the end of the presentation
 - Select “Everyone” from the drop down
- Audio only attendees may follow along on the presentation posted to the SAWS solicitation website

Oral Statements

Oral statements or discussion during the pre-bid meeting today will not be binding, nor will it change or affect the terms or conditions within the Plans and Specifications of this Project. Changes, if any, will be addressed in writing only via an addendum.

Communication Restrictions

REMINDER

Please be advised that Bidders are prohibited from communicating with any other SAWWS staff, the Consultant or City of San Antonio officials regarding this IFB up until the contract is awarded as outlined in the Instructions to Bidders

Agenda

- General Information
- SMWB Requirements
- Contract Solicitation Website
- Solicitation Schedule
- Contract Requirements
- Bid Packet Preparation
- Bid Opening Procedures
- Addenda
- Key Reminders
- Contact Information
- Project Overview
- Construction Sequencing
- Critical Submittals
- Special Constraints
- Allowances
- Questions

General Information

- This is a non-mandatory pre-bid meeting
- This presentation has been posted and the attendance sheet will be posted at the end of this meeting, to the SAWS website
- Construction services being procured through low bid under Chapter 2269 of the Texas Government Code
- Key Project Information:
 - Estimated Budget: \$6,200,000.00
 - Duration: 600 Calendar days
- A Geotechnical Data Report (GDR) is available on the SAWS website with signed disclaimer form

Aspirational SMWB Goal

Industry	Aspirational SMWB Goal
Construction	14%

The aspirational SMWB goal is 14% of your total bid price

Minimum Qualifications for SMWB recognition:

- South Central Texas Regional Certification Agency
 - Must be SBE-Certified (including MBEs and WBEs), or,
 - Texas Historically Underutilized Business “HUB” Program

- Local Office or Local Equipment Yard
 - Bexar, Comal, Guadalupe, Hays, Kendall, Travis, and Williamson counties

Good Faith Effort Plan (GFEP) FAQs

- **Q: Is the 14% SMWB goal mandatory?**

A: No, but we ask prime contractors to do their best with good faith outreach efforts. If the goal is not met, proof of outreach efforts is required with the submittal.

- **Q: What if I am having trouble finding SMWB subcontractors?**

A: The SCTRCA has a search portal at www.sctrca.sctrca.org. Please make sure to include SAWS-specific parameters in your search. Contact Marisol Robles at Marisol.Robles@saws.org if assistance is needed.

- **Q: What if my business is SMWB-certified? Do I need to find SMWB subs?**

A: If your firm is SMWB-certified, you will most likely meet the goal. However, the GFEP is a required document, and a good faith outreach effort is still necessary.

- **Q: Do I need to include all my subcontractors in the GFEP or just those that qualify towards the SMWB goal?**

A: All subcontractors need to be included in the GFEP, including non-SMWBs.

- **Q: What if I have questions about the GFEP?**

A: Please contact the SMWB Program Manager at 210-233-3420, or at Marisol.Robles@saws.org. GFEP questions can be asked at any time before the submittal is due.

Post Award: Subcontractor Payment & Utilization Reporting (S.P.U.R.) System

1. Subcontractor & Supplier Payment Tracking
2. Subcontractor and Supplier Additions or Substitutions
3. Must be Current and Accurate before Retainage is released

<https://saws.smwbe.com>



The screenshot displays the homepage of the San Antonio Water System's Subcontractor Payment & Utilization Reporting System. The header features the San Antonio Water System logo on the left, the text "OUR MAIN SITE" in the center, and a "CONTACT SUPPORT" button on the right. The main content area has a blue background with a photograph of industrial water filtration equipment. The title "Subcontractor Payment & Utilization Reporting System" is prominently displayed in white text, with a "Log In" button below it. Below the main content, there are three columns of links: "System Training" (Learn how to fully utilize our system with a live trainer), "About the System" (Learn more about this system and how it works today), and "Account Access" (Lookup Vendor accounts or reset user passwords). Each column contains two buttons: "Training", "Information for Vendors", "Account Lookup", and "Forgot Password". At the bottom, a footer states: "The Subcontractor Payment & Utilization Reporting System is powered by B2Gnow Software © Copyright 2018."

Contract Solicitations Website

- To locate the Contract Solicitations, go to the SAWS website at www.saws.org, click on the drop-down menu for Resources, and select Business Center, then Contract Solicitations
- Highly recommend all firms be [registered](#) and to subscribe to each project to ensure access to the latest project information
- Choose the specific project by selecting “More”
- The following buttons are located under the advertisement:
 - Notify Me – Subscribe
 - Plan Holder’s List – View List
 - Downloads
 - Specifications
 - Addendums
 - Plans
 - Engineering Reports

Solicitation Schedule

MILESTONE	DATE / TIME
Questions Due	June 13, 2023 by 4:00 PM
Answers Posted	June 20, 2023 by 4:00 PM
FTP Request Deadline	June 29, 2023 by 10:30 AM
Bids Due	June 30, 2023 by 10:30 AM
Lowest Responsible Bidder Notified	July 2023
Board Award	August 2023

Contract Requirements

Prevailing Wage Rate and Labor Standards – Section 2.10 of the General Conditions

- Wage decisions are included within the specifications
- Contractors to utilize LCP Tracker
- Certified payroll to be submitted on weekly basis beginning on the start date indicated on the Notice to Proceed, even in non-performing weeks
- Contractors are responsible for sub-contractor payroll
- Late payrolls delay contractor payments, as well as release of retainage at the end of the project
- Payroll records are subject to review
- Site visits are random and unannounced
- Interviews will be conducted and will be private & confidential
- All apprenticeship programs will need to be approved by Department of Labor prior to starting work

Contract Requirements

- Insurance requirements are found in Section 5.7 of the GCs
 - **Installation Floater** is required in lieu of Builder's Risk
 - **Rigger's Liability** is required (Supplemental Conditions, Article V 5.7.1.7.9)
- Contractor's insurance must be compliant on all other SAWWS projects
- SAWWS will request insurance certificate prior to Board award to ensure insurance compliance and to assist in expediting execution of the contract
- Contractor must ensure insurance is compliant for the duration of the contract

Contract Requirements

Supplemental Conditions

- Contractor shall perform the work with its own organization on at least 40% of the total original contract price which should be indicated on the Good Faith Effort Plan.

Type/s of Certification: SBE: _____ MBE: _____ VBE: _____ WBE: _____

Prime Contractor's Percentage of Participation: (Ex: 100% is the total value of the contract.) _____%

Describe your firm's participation to be performed on this Project: _____

- Liquidated damages will be assessed at **\$800.00 per day**

Bid Packet Preparation

- Only limited items are required with the initial bid packet
 - List of Bid Items
 - Bid Packet Checklist
 - Signed Bid Proposal Signature Page with:
 - Acknowledgement of all addendums
 - Executive Order
 - Signed Proposal Certification
 - Bid Bond
 - Good Faith Effort Plan

Bid Packet Preparation

Apparent Low Bidder

- Notified by SAWWS within 24 hours of Bid Opening to provide the following:
 - Conflict of Interest Questionnaire - Form CIQ
 - Proof of Insurability
 - Company Information Packet
 - Statement regarding ability to complete the project
 - W-9
 - Statement of Bidder's Experience
 - Detailed baseline schedule (Use NTP of August 15, 2023)
 - Schedule of Manufacturers and Suppliers
- * And, if bid was submitted electronically without a Bid Bond:
 - Cashier's Check or Certified Check

Bid Packet Preparation

Statement of Bidders Experience

- Bidder shall ensure that the 4 projects submitted on the Statement of Bidder's Experience forms:
 - Project A-1
 - included control panel fabrication and programming of Allen-Bradley Compact Logix PLC Systems using Studio 5000 Logix software
 - Allen-Bradley PlantPAx programming and implementation
 - Installation, testing and commissioning of broadband radio systems
 - Project A-2
 - included control panel fabrication and programming of Allen-Bradley Compact Logix PLC Systems using Studio 5000 Logix software
 - Allen-Bradley PlantPAx programming and implementation
 - Installation, testing and commissioning of broadband radio systems

Bid Packet Preparation

Statement of Bidders Experience

- Bidder shall ensure that the 4 projects submitted on the Statement of Bidder's Experience forms:
 - Project A-3
 - Work was within municipal water production and/or wastewater facilities
 - Included installation of low voltage (600V) power, electrical and control raceways and cabling, underground ductbanks, and network systems.
 - Project A-4
 - Installation and design of self supporting antenna towers
 - Installation, testing and commissioning of broadband radio systems
 - All projects completed within the last 10 years
 - Owner references (entity bidder contracted with)
 - Verifiable with up-to-date contact information for the Owner reference provided
 - Failure to complete the form properly may result in the bid being found non-responsive
- * Please note SAWWS will revise and correct the SBE forms in upcoming addendum**

Bid Packet Preparation

- Utilize the Bid Packet Checklist within the specifications
- Double check all mathematical calculations and verify all extensions
- Ensure Mobilization and Demobilization Line Item does not exceed the percentage allowed
- Addendums are acknowledged on the Bid Proposal
 - Check the SAWS website regularly for addendum postings
 - It is possible to have multiple addendums
 - Known changes for addendums:
 - Addendum I: Update to specifications
 - Response to questions submitted, update to SBE Forms

Bid Opening Procedures

- Bids will be submitted using SAWS' electronic bid opening procedures
- Submission of electronic bids preferred using SAWS secure FTP site.
 - Submit a request via email at least 24 hours before bid opening
- Or, Bidders may drop off a hard copy bid. Only required items.
 - Drop box is located at 2800 US Hwy 281 N, Customer Service Tower
 - Enter the first set of glass double doors
 - Insert into the black drop box on the wall on the left-hand side
- Late bids will not be accepted and will be returned unopened.
- Bid Opening will be handled via WebEx only; link found in IFB

Addenda (Posted and Upcoming)

- Addendum 1 – Posted on June 2, 2023
 - Bid Packet Checklist
 - Add Section 40 61 00 Process Control and Instrumentation Systems – General Provision
 - Remove table in Section 40 63 00 PLC Hardware and Software Article 2.2-C
- Addendum 2 – Upcoming Q&A, revision of SBE forms

Questions

- All questions should be sent in writing to the corresponding Contract Administrator by email Roxanne.Lockhart@saws.org or fax, 210-233-4438
- Please identify the project by its associated solicitation number, (CO-00602)

Contact Information

Contact Name	Title	Telephone Number	Email address
Roxanne Lockhart	Contract Administrator	210-233-3095	Roxanne.Lockhart@saws.org
Marisol V. Robles	SMWB Program Manager	210-233-3420	Marisol.Robles@saws.org

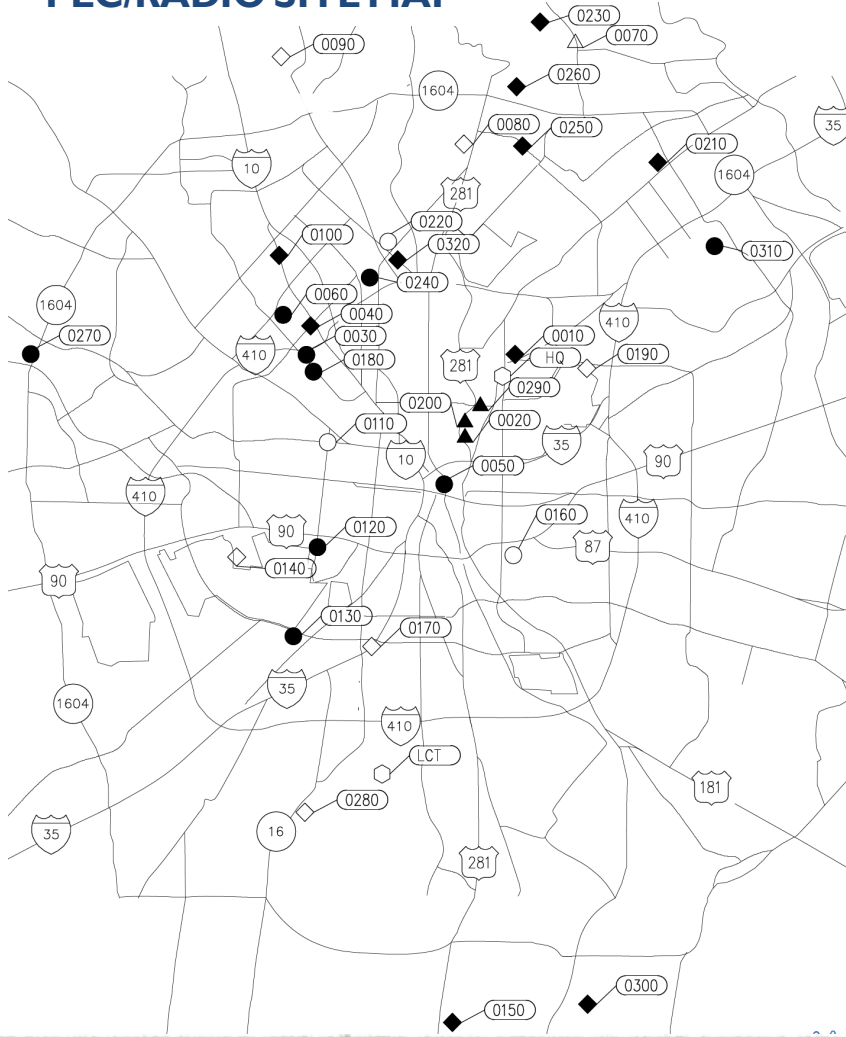
Project Overview

- The project includes the continued build-out and interface of a Broadband radio system with the SAWWS communications network to provide secure and reliable communications and allow for the continued monitoring and controlling of equipment at various SAWWS facilities, as outlined by the 2012 SCADA master plan
- It also includes the replacement of programmable logic controllers (PLCs), Broadband radio systems, installation of new radio towers, and grounding at various production facilities

Project locations

34 total sites (of which 29 include PLC replacement)
600 Calendar Days

PLC/RADIO SITE MAP

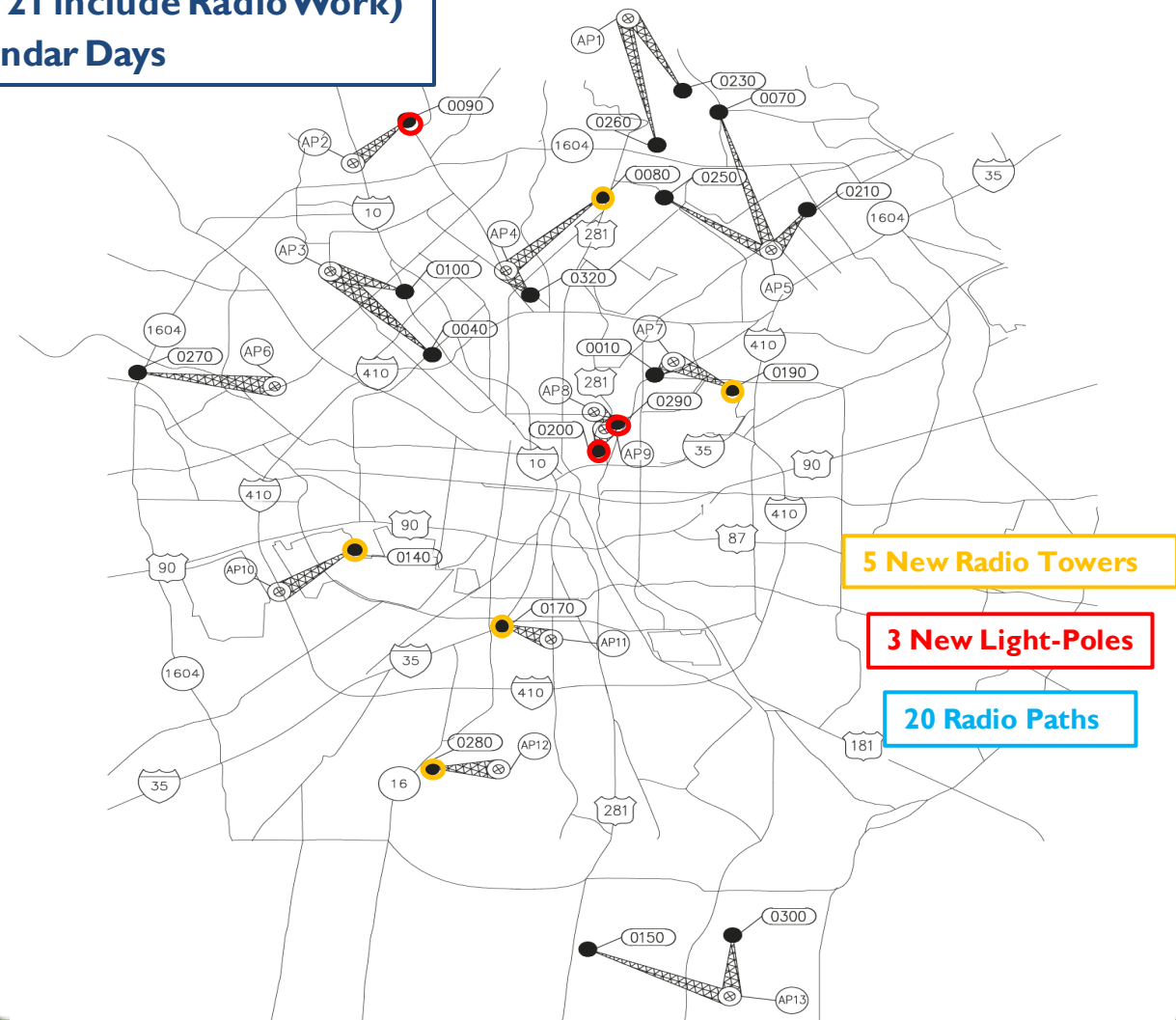
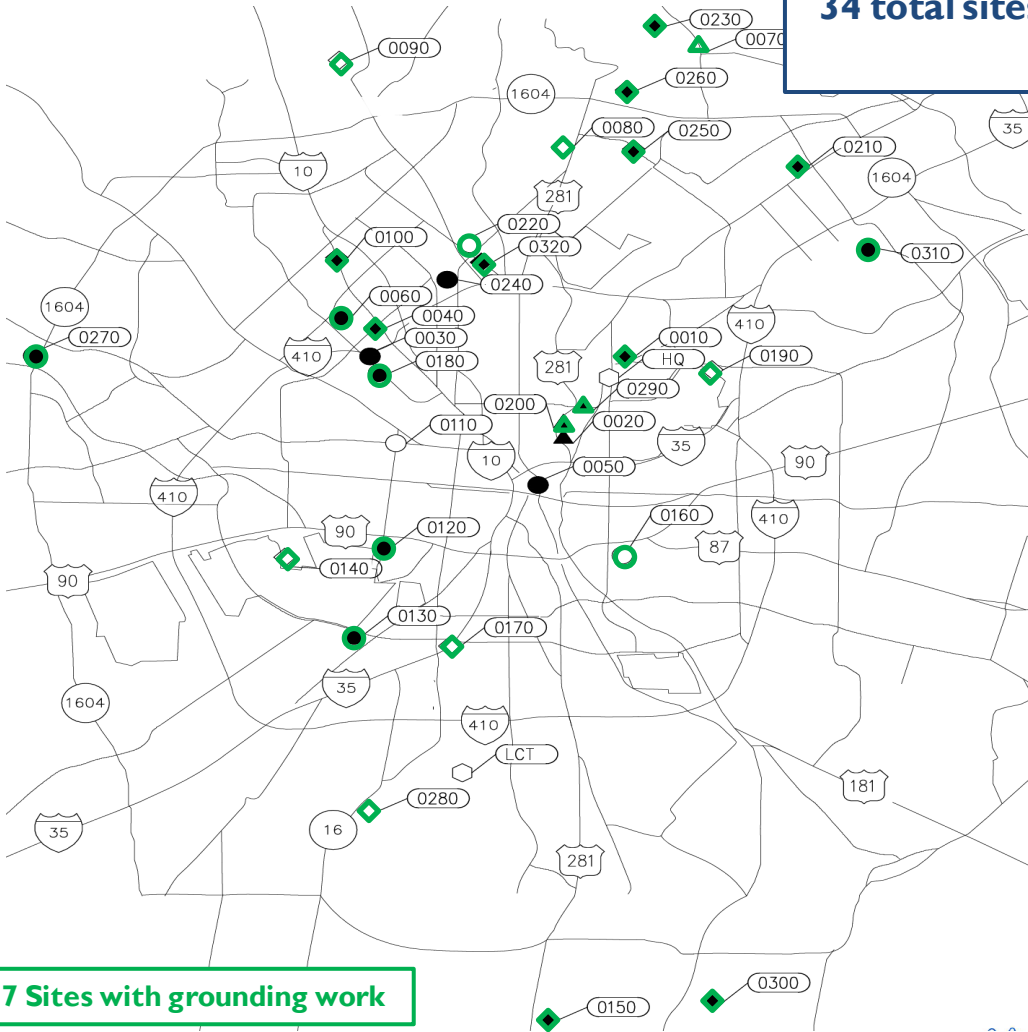


SITE	NAME	PLC REPLACEMENT	RADIO WORK	NEW TOWER	NEW ANTENNA-LIGHT POLE	NETWORK EQUIPMENT	HGL
0010	AUSTIN ELEVATED STORAGE TANK 6227 FRANKLIN ST, SAN ANTONIO, TX 78209	X	X			X	PZ0930
0020	BRACKENRIDGE REUSE PS 2300 AVENUE B, SAN ANTONIO, TX 78215					X	PZ0930
0030	BROADVIEW 4027 WILLOWBROOK DR, SAN ANTONIO, TX 78228	X				X	PZ0994
0040	CALLAGHAN ELEVATED STORAGE TANK CALLAGHAN RD, SAN ANTONIO, TX 78229	X	X			X	PZ1111
0050	CONVENTION CENTER RECYCLED 1001 E. MARKET STREET, SAN ANTONIO, TX 78205					X	PZ0828
0060	DREAMHILL 2030 BABCOCK RD, SAN ANTONIO, TX 78229	X				X	PZ1170
0070	EVANS BOOSTER PS 22401 BULVERDE RD, SAN ANTONIO, TX 78259	X	X				PZ1258
0080	FLEETWOOD ELEVATED STORAGE TANK 508 VENTURA RD, HOLLYWOOD PARK, TX 78232	X	X	X		X	PZ1111
0090	FORESTCREST BOOSTER PS 20940 EAST TEJA TRAIL, SAN ANTONIO, TX 78257	X	X		X	X	PZ1400
0100	FREDERICKSBURG 4901 GUS ECKERT RD, SAN ANTONIO, TX 78240	X	X			X	PZ0930
0110	GENERAL MCMULLEN ELEVATED STORAGE TANK 3111 RUIZ ST, SAN ANTONIO, TX 78228	X					PZ0828
0120	GENERAL MCMULLEN DSP ELEVATED STORAGE TANK 1746 S GENERAL MCMULLEN, SAN ANTONIO, TX 78237	X				X	PZ0828
0130	GOLDEN BOOSTER PS (BM016) 3414 GOLDEN AVE, SAN ANTONIO, TX 78211	X				X	PZ0790
0140	GROWDON 3719 GROWDON ROAD, SAN ANTONIO, TX 78209	X	X	X		X	PZ0930
0150	HICKORY HOLLOW 23110 LITTLE WALNUT DR, SAN ANTONIO, TX 78264	X	X			X	PZ0830
0160	HIGHLANDS ELEVATED STORAGE TANK 1323 VANDERBILT, SAN ANTONIO, TX 78210	X					PZ1610
0170	HUTCHINS ELEVATED STORAGE TANK 1027 W. HUTCHINS PL., SAN ANTONIO, TX 78221	X	X	X		X	PZ0790
0180	INSPIRATION TANK 4127 WILLOWBROOK, SAN ANTONIO, TX 78228	X				X	PZ0994
0190	JAMES PARK 3910 RITTIMAN ROAD, SAN ANTONIO, TX 78234	X	X	X		X	PZ0930
0200	JOSEPHINE REUSE PS 103 JOSEPHINE E., SAN ANTONIO, TX 78215		X		X	X	PZ0930
0210	JUDSON 5330 STAHL RD, SAN ANTONIO, TX 78247	X	X			X	PZ1125
0220	LOCKHILL ELEVATED STORAGE TANK 11211 BRAZIL DR, SAN ANTONIO, TX 78213	X					PZ1111
0230	MARSHALL TANK 2560 MARSHALL RD, SAN ANTONIO, TX 78259	X	X			X	PZ1400 E
0240	MENGER ELEVATED STORAGE TANK 4822 VANCE JACKSON, SAN ANTONIO, TX 78230	X				X	PZ0994
0250	PIPESTONE 2310 PIPESTONE, SAN ANTONIO, TX 78232	X	X			X	PZ1111
0260	REDLAND BOOSTER PS 19702 US HWY 281 N, SAN ANTONIO, TX 78258	X	X			X	PZ1111
0270	STOTZER 5025 LOOP W 1604 N, SAN ANTONIO, TX 78251	X				X	PZ1111
0280	TOYOTA NORTH 15203 APRIL WHITE RD, SAN ANTONIO, TX 78264	X	X	X		X	PZ0790
0290	TULETA REUSE DECHLORINATION OUTFALL 3800 TULETA DR, SAN ANTONIO, TX 78209		X		X		PZ0930
0300	WATERWOOD 22614 SHADY FOREST DR, ELMENDORF, TX 78112	X	X			X	PZ0750
0310	WAYLAND 5994 RANDOLPH BLVD., SAN ANTONIO, TX 78233	X				X	PZ1060
0320	WEST AVENUE ELEVATED STORAGE TANK 6912 WEST AVE, CASTLE HILLS, TX 78213	X	X			X	PZ1010
HQ	HEADQUARTERS 2800 US-281, SAN ANTONIO, TX 78212		X				-
LCT	LEON CREEK TOWER 1104 MAUERMANN ROAD, SAN ANTONIO, TX 78224		X				-

29 21 5 3 27

Project locations

**34 total sites (of which 21 include Radio Work)
600 Calendar Days**




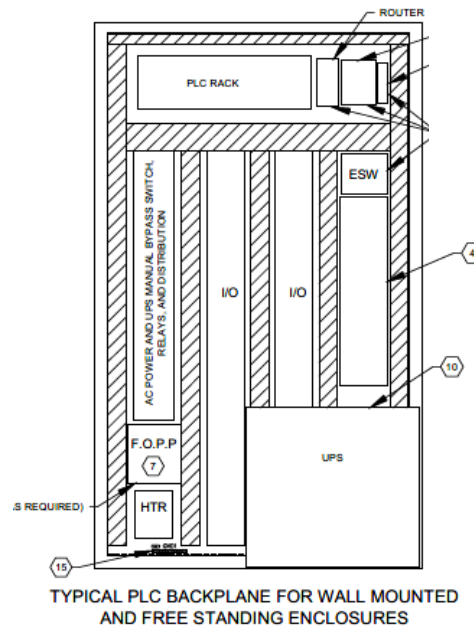
Project Overview – Radio and Network Sites

- Owner has procured Cisco Network Equipment
- Radio and Network work at 28 sites
 - 21 sites – Broadband radio improvements will be made
 - 8 sites – New Radio Antenna Structures
 - One 70-foot lattice tower (Fleetwood)
 - Four 50-foot lattice tower (Growdon, Hutchins, James Park, Toyota)
 - One 20-foot light pole (Forestcrest)
 - One 35-foot light pole (Josephine)
 - One 30-foot light pole maximum (Tuleta)
- Tower bases to be designed by Contractor (Texas PE)
- Contractor to finalize FAA coordination and pay permitting fees



Project Overview – PLC Replacement Sites

- PLC Replacement at 29 sites in the following categories:
 - 2 sites – Secondary Pump Station
 - 6 sites – Booster Pump Station
 - 22 sites – Storage Tank
 - 1 site – Pressure Point
 - 2 site – Outfall
- Allen Bradley CompactLogix 5069 PLC
- PlantPax programming standards
- PLC, OIT and HMI Programming



Project Overview – PLC Replacement Sites

- Serial gateways
 - Digi One for Transnet900 Sites
 - RedLion for Serial Communication Sites



- UPS units
 - 24VDC UPS Systems with 2-hour runtime requirement
 - UPS enclosures at some sites



Project Overview – Testing

- Factory Testing
 - Witnessed Factory Test – all PLCs in Virtual Meeting (Submit PLC/HMI programs at least one week prior)
- Pre-Functional Testing
 - Prior to installation of the process control system components at each PLC replacement site and prior to startup, the system shall be tested (inspect and document terminations, calibrations, loop functionality, field equipment functionality, and controls functionality) by the PCSI/ASP as installed to document conditions prior to construction activities.
- Field Testing
 - Communications Testing – each site tested with SAWS IS or I&C group prior to startup
 - Operational Readiness Test (ORT) – each site fully tested prior to Owner review
 - Performance Acceptance [Functional] Test (PAT) – each site with Owner at Startup
 - Final Completion Walkthroughs – each site, grouped
 - 30-day Site Acceptance Test (SAT) – each site

Construction Sequencing – PLC Radio Sites

Radio, PLC Replacement Sites

- Submission of Critical Submittals Identified in Section 01 33 00
- Orders Placed for Critical, Long-Lead Equipment
- Prioritize all PLC related submittals and submit as soon as possible
- Adhere to construction constraints from Section 01 35 00
 - Not more than one station per pressure zone shall be allowed to be under construction at any given time
 - Not more than eight sites shall be allowed to be under construction at any given time.
 - Commissioning shall be limited to no more than two sites at the same time and shall be grouped by pressure zone where possible
 - Limit startup and cutover activities requiring outages, disruptions, or direct OWNER participation to between Tuesdays and Thursdays
 - CoSA Permits and requirements from the San Antonio Historic Preservation Office and ROW permit from CoSA must be obtained and met before construction work may begin at Brackenridge Reuse, Brackenridge I3, or Tuleta Outfall.
 - Special Constraints for Tuleta Outfall, James Park, Josephine and Toyota
 - Underground Work

Construction Sequencing

- PLC and Radio Replacement Sites in 15 Pressure Zones

PLC AND RADIO REPLACEMENT SITES	
PRESSURE ZONE	QTY SITES
0750	1
0790	3
0828	3
0830	1
0930	7
0994	3
1010	1
1060	1
1111	6
1125	1
1170	1
1258	1
1400	1
1400E	1
1610	1

Milestones

Task/Activity	Calendar Days from NTP
Submission of Critical Submittals Identified in Section 01 33 00	30
Orders Placed for Critical, Long-Lead Equipment	60
Completion of Complete Shop Drawings/Submittals	180
Completion of all Software Witness Factory Tests	280
Completion of at least 4 sites	380
Completion of Right of Entry Sites	Within CoSA ROE timeframe
Completion of Punchlist Items	580
Completion of Record Drawings	600

Critical Submittals – 01 33 00

- Critical Submittals: Include
 - Mobilization, Action, Informational, Shop Drawings, Product Data, and Samples critical to the advancement of the project, equipment procurement, and meeting Milestones.
- Critical submittals require prompt submission by the Contractor and Engineer's responsive action.
- Critical Submittals are listed in the 01 33 00.02 Submittal Table.
- Submittals designated as Critical submittals shall follow the corresponding schedule and milestones from 01 35 00 Section 1.6 Project Milestones

Critical Submittal Sections	
27 15 23	Fiber Optic Equipment
40 63 00	PLC Hardware and Software
40 66 43	Radio Equipment and Systems

Special Constraints – Tuleta

CoSA Permits and requirements from the San Antonio Historic Preservation Office and ROW permit from CoSA must be obtained and met before construction work may begin. Work shall start and complete within the pre-approved CoSA Right of Entry dates.

- Contractor shall complete the work in a manner that does not unreasonably impact the CoSA parking garage including impact to museum visitors, park visitors, special events, use of park and amenities, vegetation and pedestrian and vehicular access
- Contractor shall specifically comply with all applicable environmental laws regarding environmental protection of the park, parking grounds, and the right-of-way (ROW)
- Contractor shall install temporary “warning, construction ahead” signs as directed by Owner and City of San Antonio (CoSA) Parks and Recreation Department prior to and during work
- Contractor shall install temporary 6-foot high chain link fence as indicated in the Contract Documents to separate CoSA Parking garage and adjacent property from construction activities. Contractor to coordinate with CoSA staff to allow safe access to the parking garage to pedestrians, drivers, park visitors, museum visitors, and the public. The cost of the temporary fence shall be measured on a per linear foot basis and a line item included in the Contract Documents
- Contractor shall install fence screen mesh fabric on all temporary construction fencing. The cost of fence screen mesh shall be included in the per linear foot unit price for temporary chain link wire fence
- Contractor shall restore park improvements to the extent disturbed to its prior condition or better
- As soon as feasible and not later than the conclusion of the Project, equipment and debris shall be removed by Contractor and Contractor shall restore the site, to the extent disturbed, to the same condition or better as prior to the commencement of work on the Project including, but not limited to, restoring the sidewalk, landscaping, garage walls, garage surfaces, irrigation system, site grading, and establishing grass with a native grass mix, to be approved in advance by CoSA

Special Constraints – Tuleta (continued)

- Following notice to SAWS and reasonable opportunity to cure, CoSA shall have the right and authority to halt any activity within the Property and require the removal of SAWS, its employees, agents, consultants, contractors, and/or contractors and subcontractors off the Property should any of the requirements of the Joint Use Agreement between SAWS and the City of San Antonio not be met
- No work will occur on the Property between the hours of 11:00 PM and 5:00 AM or at any time on holidays, unless otherwise reviewed and approved in advance by CoSA and SAWS. In addition, no work will be allowed during Easter Sunday as well as the week before and the week after Easter Sunday
- Absent CoSA consent and except as otherwise provided herein below, Contractor shall not use the Properties for purposes of staging and material storage. Contractor shall seek CoSA's approval in advance of any onsite storage, not to be unreasonably withheld. Contractor will be allowed to only have materials that will be installed within 48 hours of arriving on site. Any materials in excess of this amount must be stored off-site (outside of limits of construction/Properties) at no additional cost to SAWS
- All tree and vegetative trimming and removal planning shall be done in coordination with CoSA Parks and Recreation Department. A certified and licensed arborist must be onsite at times of tree and vegetative trimming and removal operations. All trees not shown to be removed within the construction limits shall be protected. Contractor shall reference the Tree Protection Plan and CoSA Standard Specifications for Tree Protection requirements. Contractor shall coordinate with CoSA Arborist office to identify preferred access routes that preserve native vegetation. Contractor shall document any pre-existing tree damage or tree health problems with photographs and in Contractor's pre-construction video
- Contractor's employees shall only be allowed to park their personally owned vehicles in areas allowed and approved by CoSA

Special Constraints – James Park

- CoSA authorization, permits, notification of North East Youth Soccer Organization (NEYSO), and temporary fencing must be obtained and completed before construction work may begin at James Park. Work shall start and complete within the pre-approved Right of Entry dates
 - Grantee and its contractors and assigns shall have sixty-five (65) days from Grantee's first entry upon the Property, as evidenced by notice to OWNER that such first entry has occurred, to enter upon the Property for purposes of (i) ingress and egress to and from Grantee's facilities within areas labeled as "Access Area" and (ii) temporary staging and storage of equipment, materials, and construction activities, within areas labeled as "Work Area" shown on Exhibit "B" attached hereto and incorporated herein. The terms and conditions set forth on Exhibit "C" attached hereto are incorporated herein. Grantee shall not unreasonably interfere with any existing operations on the Property, and Owner shall not unreasonably interfere with Grantee's operations permitted under this Agreement. Furthermore, Grantee shall repair any physical damage to the Property resulting from such ingress and egress and temporary staging and storage of equipment, materials, and construction activities, so as to cause the Property to be in the same condition as of the date hereof. Grantee and its contractors and assigns shall also have the right to enter upon the property for pre-construction, non-invasive site visits
 - The term of this Agreement is from January 1, 2024 through December 31, 2024 and all work will be completed prior to the end of the term
 - Grantee shall make reasonable efforts to provide reasonable notice to OWNER of the dates and anticipated durations of the necessary work
- NEYSO notification must be completed at least two weeks before mobilizing to James Park site. Notify the following NEYSO staff (Contact information to be provided in Pre-construction meeting) and document in writing to the CoSA, Engineer and Owner

Special Constraints – Josephine

- Work shall start and complete within the pre-approved Right of Entry dates
 - Grantee and its contractors and assigns shall have thirty-five (35) days from Grantee's first entry upon the Property, as evidenced by notice to OWNER that such first entry has occurred, to enter upon the Property for purposes of (i) ingress and egress to and from Grantee's facilities within areas labeled as "Access Area" and (ii) temporary staging and storage of equipment, materials, and construction activities, within areas labeled as "Work Area" shown on Exhibit "B" attached hereto and incorporated herein. The terms and conditions set forth on Exhibit "C" attached hereto are incorporated herein. Grantee shall not unreasonably interfere with any existing operations on the Property, and Owner shall not unreasonably interfere with Grantee's operations permitted under this Agreement. Furthermore, Grantee shall repair any physical damage to the Property resulting from such ingress and egress and temporary staging and storage of equipment, materials, and construction activities, so as to cause the Property to be in the same condition as of the date hereof. Grantee and its contractors and assigns shall also have the right to enter upon the property for pre-construction, non-invasive site visits
 - The term of this Agreement is from January 1, 2024 through December 31, 2024 and all work will be completed prior to the end of the term
 - Grantee shall make reasonable efforts to provide reasonable notice to OWNER of the dates and anticipated durations of the necessary work

Special Constraints – Toyota

- Toyota authorization and site orientation training must be obtained before any construction work may begin at Toyota Facility
- Contractor shall coordinate all onsite construction work with Toyota and Owner two (2) weeks in advance and during construction activity
- No materials shall be stored onsite
- Contractor to follow OSHA standards
- Contractor to notify and convey work details 2 weeks in advance to Toyota including a list of onsite personnel and subcontractors, site access path intentions, traffic control needs (if applicable), and contact information for Contractor's Safety Manager

Special Constraints – Underground Work

- Contractor to first use non-destructive method to confirm existing underground utilities in the construction area and path prior to trenching or other major underground work
- This work and sequencing shall be included as part of the Contractor's base work and included in the cost of each associated bid item

Allowances

- Unforeseen Subsurface Utility Relocation
 - \$100,000.00
- Permit Fees Reimbursement
 - \$5,000.00
- Technology Upgrade
 - \$50,000.00

QUESTIONS?

Broadband Access Points and Programmable Logic Controllers Replacement – Phase 4 CO-00602

Orlando D. Cruz, P.E., CFM

Project Engineer, Plants and Major Projects

Roxanne Lockhart


Contract Administrator

Marisol V. Robles

SMWB Program Manager

Andrew Paulson, P.E.

Design Consultant, Signature Automation



Non-Mandatory Pre-Bid Meeting

June 6, 2023 – 1:00 PM

MAKING SAN ANTONIO
WATERFUL